



MDBL054

SINGLE PHASE 0.5 AMP GLAS PASSIVATED BRIDGE RECTIFIERS

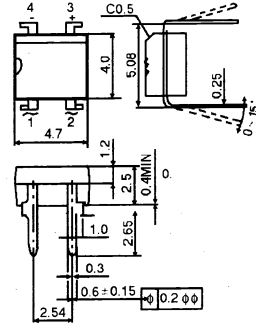


VOLTAGE RANGE
400 Volts
CURRENT
0.5 Ampere

FEATURES

- * Ideal for printed circuit board
- * Reliable low cost construction utilizing molded plastic technique
- * High surge current capability
- * Small size, simple installation
- * Leads solderable per MIL - STD - 202, method 208
- * Weight: 0.14g

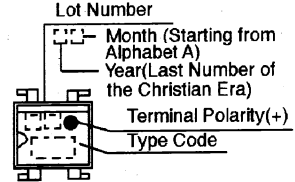
MINI-DF



Dimensions in millimeters

Maximun Ratings ($T_A = 25^\circ\text{C}$)

Characteristics	Symbols	Ratings	Units
Repetitive peak reverse voltage	V_{RRM}	400	Volts
Average output rectified current	I_o	0.5	Amp
Peak one cycle surge forward current (Non - Repetitive)	I_{FSM}	30(50Hz) 33(60Hz)	Amps
Junction temperature	T_j	-40 to 150	$^\circ\text{C}$
Storage temperature range	T_{stg}	-40 to 150	$^\circ\text{C}$



Color: Silver

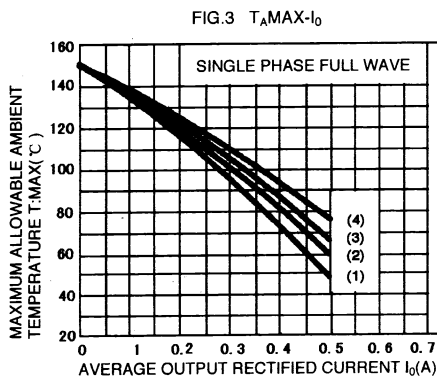
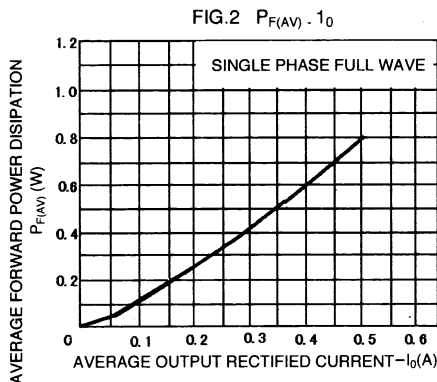
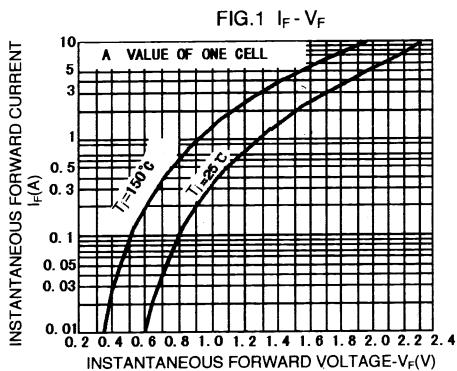
Symbol Device Type
4L MDBL054

Electrical Characteristics ($T_A = 25^\circ\text{C}$)

Characteristics	Symbols	Test Conditions	Min.	Typ.	Max.	Units
Peak forward voltage (Note)	V_{FM}	$I_{FM} = 20\text{mA}$	-	-	0.65	Volt
Repetitive peak reverse current (Note)	I_{RRM}	$V_{RRM} = \text{Rated}$	-	-	100	μA
Thermal resistance	$R_{th(J-A)}$	Junction to Ambient	-	-	130	$^\circ\text{C/W}$

Note: A value of on cell.

RATINGS AND CHARACTERISTIC CURVES (MDBL054)



- 1 NO HEAT SINK
- 2 SOLDER LAND 2 × 2 mm
- 3 SOLDER LAND 5 × 5 mm
- 4 SOLDER LAND 7 × 7 mm

$a \times a$: SOLDER LAND SIZE
(ON GLASS-EPOXY SUBSTRATE)

